

ART Learning Journey

Curriculum Intent:



Understanding and Applying Art and Design Skills

Year 7 ← → Year 11

Assessment Objective 1
Develop their ideas through investigations formed by contextual and other sources demonstrating analytical and cultural understanding.

Assessment Objective 2
Refine their ideas through experimenting and selecting appropriate resources, media, materials, techniques and processes.

Assessment Objective 3
Record ideas, observations and insights relevant to their intentions in visual and/or other forms. Annotate drawings.

Assessment Objective 4
Present a personal, informed and meaningful response demonstrating analytical and critical understanding, realising intentions and where appropriate, making informed connections between written, visual, oral or other elements.

The collections project acts as a PPE for Y11 as the start of the final piece in this project is completed under exam conditions in the same way as the 10 hour test takes place for the externally set task (real art exam)



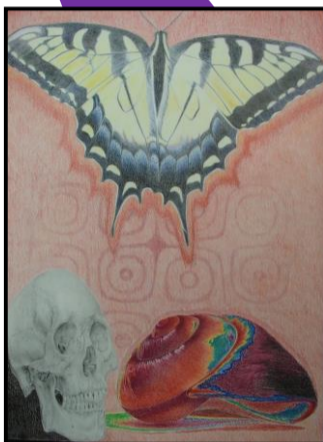
EXTERNALLY SET TASK
Exam task question that students respond to covering all four assessment objectives under time restricted settings.

Y11 Exam

PPE

COLLECTIONS/NATURAL

Analysis of artists creating natural object art/observational pieces.
Planning an outcome through experimenting with drawings, medias, styles and compositions. Refining the idea.
Drawings of natural objects or own personal objects
Personal, refined outcome.



YEAR 11



SELF PORTRAIT
Portrait Artist analysis
Experiment, design, refine own self portrait
Drawings, paintings and prints of self.
Self Portrait

OPTIONS

COAT OF ARMS

Analyse coats of arms imagery.
Plan own coat of arms use images that reflect own identity.
Drawing symbols and images practising the use of graphite
Own coat of arms design.



YEAR 10




POP ART PORTRAIT


Analyse pop art /Andy Warhol
Drawing and painting pop art style imagery
Choosing person self/other to paint,
Drawing and designing.
Creating pop art style portrait.

SURREALISM/PERSPECTIVE

Analysing surrealism and perspective drawing.
Designing and planning own room using surreal style and perspective techniques.
Drawing using perspective , learning painting techniques using acrylic.
Own room design.



YEAR 9



DAY OF THE DEAD

Learning about D.O.T.D.
Designing personalised D.O.T.D. mask
Graphite skull drawing, D.O.T.D. Imagery
Watercolour and pen personalised D.O.T.D. mask.

ROUSSEAU

Analysing the work of Rousseau
Using plants and animals to make own Rousseau design. Composition.
Using new materials and techniques to draw plants and animals.
Creating own Rousseau influenced design.

ME !


Analyse graffiti, logos, text, graphics.
Creating graphics style piece reflecting own identity.
Doodles, line qualities, symbols, mark making.
Personalised graffiti style outcome.



YEAR 8

OBSERVATIONAL DRAWING/PRINTING

M.C. Escher prints and drawings.
Designing a print and making the print block.
Shell observations using mixed medias.
A print using rotational symmetry



IMPRESSIONISM

Learning the style and facts
About Impressionist art.
Colour theory and painting techniques
Landscapes, scenery, sketching and drawing techniques
Final Impressionist style painting using own plan/images.

SELF PORTRAITS

Analyse the painting
No Woman No Cry
Develop background ideas, patterns, symbols, text, different medias.
Self portrait, proportions, drawing techniques, different medias.
A meaningful self portrait.

YEAR 7